

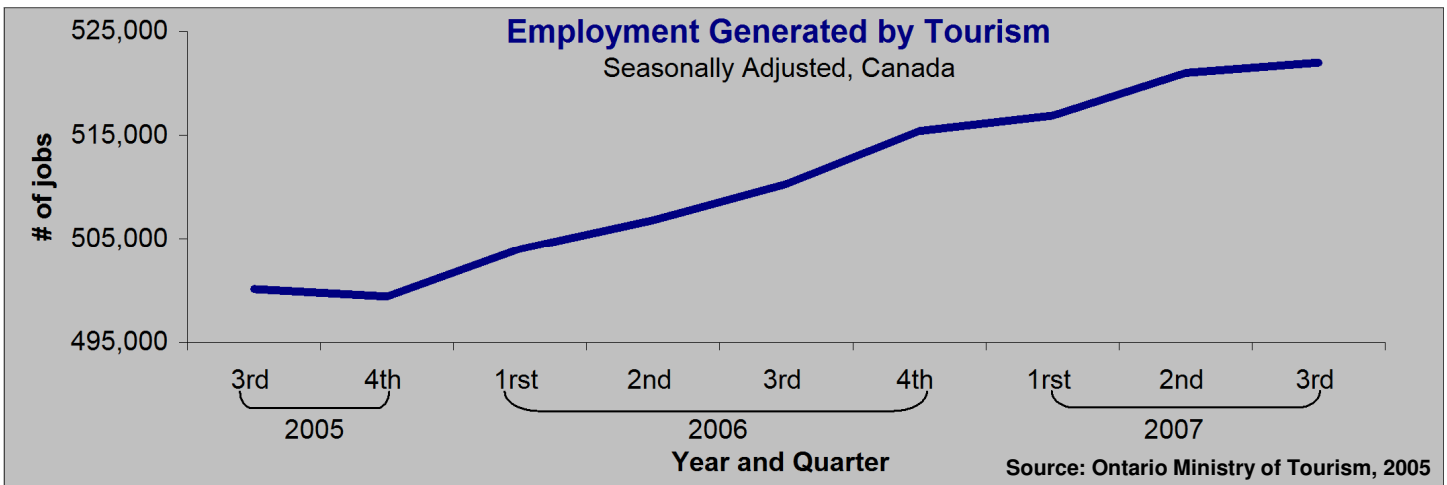
Workforce Focus

From the Waterloo-Wellington Training & Adjustment Board
 "Guiding today's workforce for tomorrow's workplace"

In this Issue:

Tourism

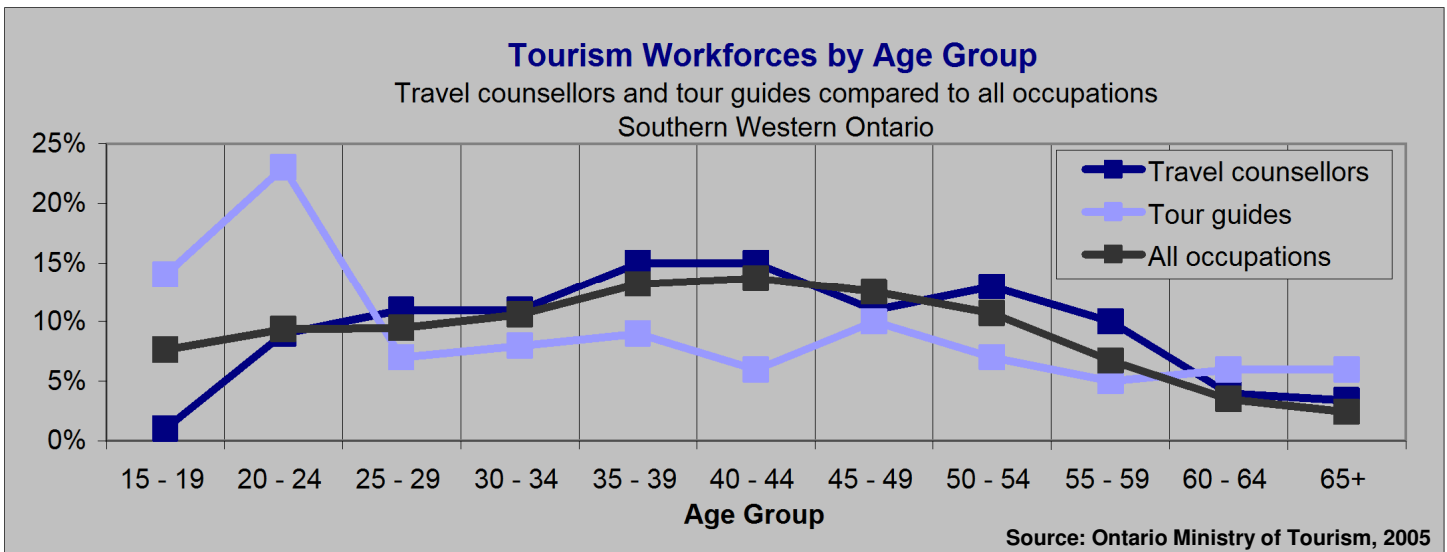
- Employment Patterns
- Age Profile
- Travel Trends



Employment Patterns

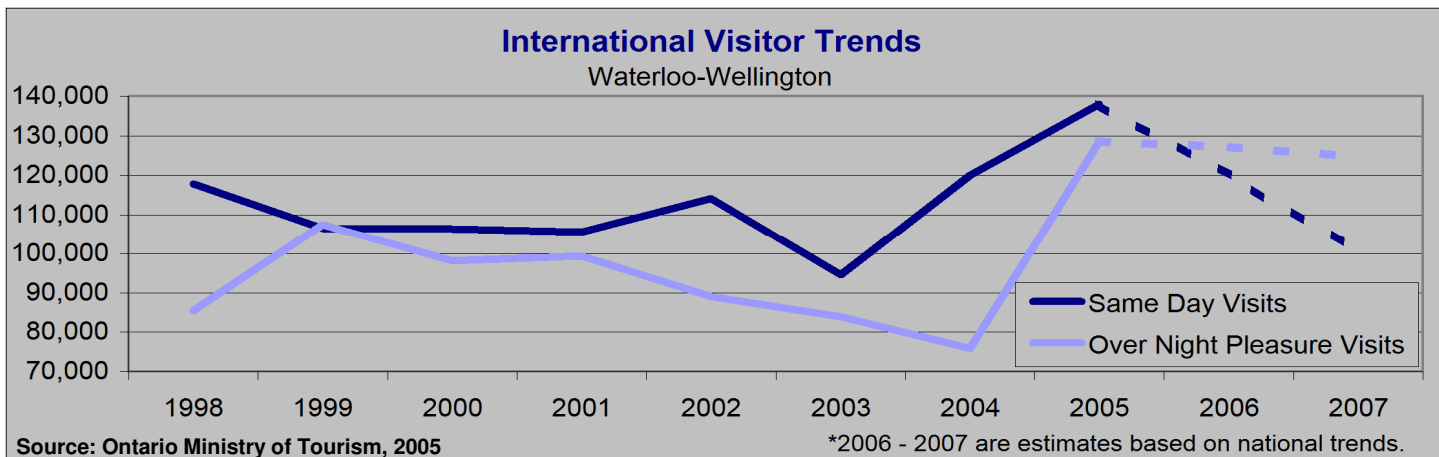
Employment levels for the industry are highly sensitive to cyclical changes in the economy because travel volumes are closely tied to economic conditions, both domestically and abroad. Discretionary purchases, such as those on leisure travel, are among the first that consumers scale back on during lean economic times, especially with half of all travel by Canadians being for leisure purposes. Nationally, employment generated by tourism has been on a steady rise for the past two years. With the recent decline though in the number of American visitors and economic uncertainty internationally, tourism employment may suffer in 2008.

Source: Statistics Canada "Service Indicators" 3rd quarter, 1999



Age Profile

The main distinction in the age composition of the travel counsellor occupation is that the training and experience required for the position leads to the absence of teenage workers. Many young people however find employment as tour guides. These positions are often seasonally orientated and therefore create good positions for students. There is also a larger than normal share of people over age 60 working as tour guides.

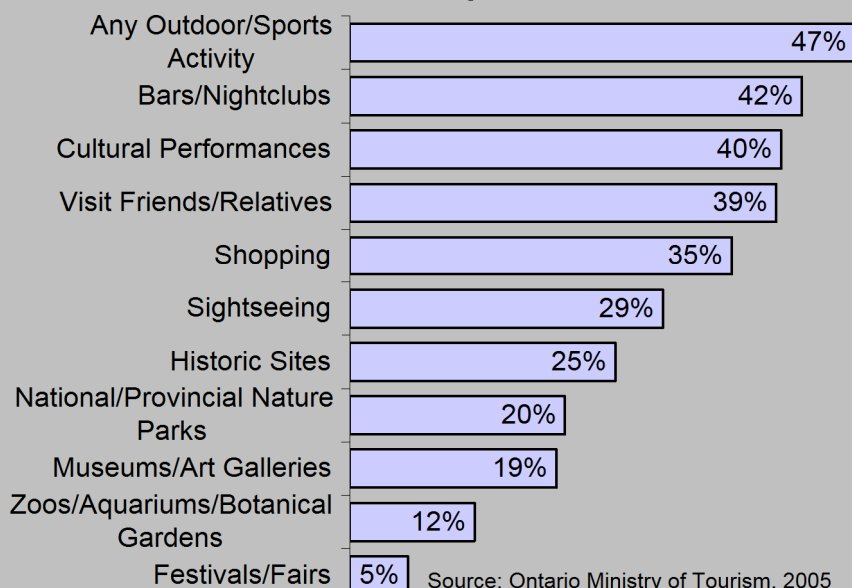


Visitors

In contrast to neighboring travel regions, Waterloo-Wellington experienced recent growth in the number of international visitors, though this growth may be cooling off if the national trend is followed. Same day visits have slowed while over-night pleasure visits have remained quite stable.

Activities of Overnight Visitors

Waterloo-Wellington, 2005



Travel Trends

Overnight and same-day car travel from the United States have taken different paths since recording sharp declines at the beginning of 2007. Since February 2007, overnight car travel from the United States has increased 7.6%, with gains in seven of the last nine months. Same-day car travel, however, is down each of the last five months and has fallen 10.2% since February. This suggests that same-day car travel from the United States may be more vulnerable to external factors predominant in 2007, such as the rising cost of gasoline, the uncertainty surrounding the US economy and the faltering US greenback. Travel from overseas countries reached its highest level in over three years in November, as residents of countries other than the United States made 401,000 trips to Canada, up 4.6% from October.

Source: Statistics Canada, The Daily, Jan 18 2008.

Travel Service Establishments

Waterloo-Wellington, 2005

Source: Ontario Ministry of Tourism, 2005

	# of Establishments	# of Employees				
		None	1 to 19	20 to 49	50 to 99	100+
Travel Agencies	89	24	59	4	1	1
Tour Operators	12	6	4	1	1	0
Other Travel Arrangement & Reservation Services	5	3	2	0	0	0

Industry Concentration

This region has an average concentration of travel service establishments, most of which employ less than 20 people.

**EMPLOYMENT
ONTARIO**

**SEE MORE LABOUR MARKET INFORMATION
ON THE WEB AT WWW.WWTAB.COM**

