

Workforce Focus

From the Workforce Planning Board
of Waterloo Wellington Dufferin

In this Issue:

Professional, Scientific and Technical Services

- Employment Trend
- Forecast
- Local Composition

High Skill = High Incomes

Education:

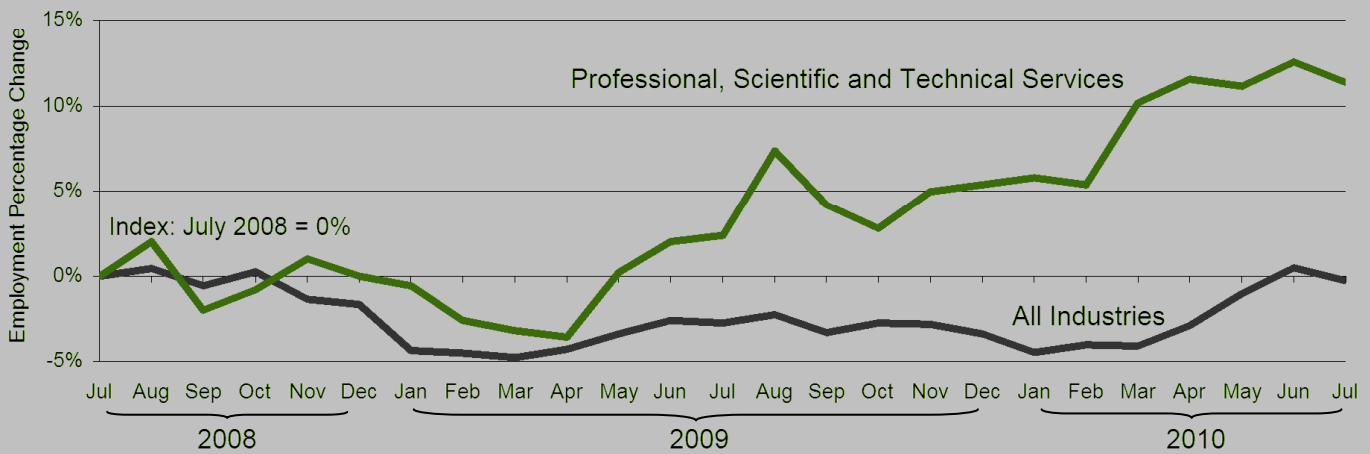
81% of Ontario's Professional, scientific and technical services workforce has a post-secondary education, compared to the 59% average of all industries.

Income:

The median annual income of this workforce was \$53,538 in 2006; 20% higher than the average of all industries.

Employment Trend

Professional, Scientific and Technical Services, and All Industries, July 2008 to July 2010, Ontario

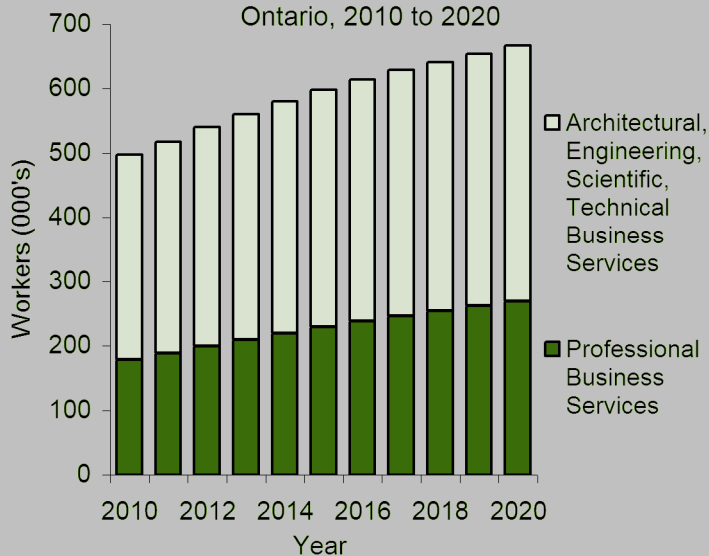


Source: Statistics Canada, Labour Force Survey, 2010.

Professional, scientific and technical services has led all industries in employment growth over the past two years in Ontario. The industry has grown by 11.4%, while overall employment has just recently returned to its previous mark.

Employment Forecast

Professional, Scientific and Technical Services by Sub-Sector
Ontario, 2010 to 2020



Growth Potential

This sector is forecasted to be a growth leader, expanding by 34% and producing 169,000 new jobs in Ontario by 2020. Examined by its components:

- Architectural, engineering, scientific, and technical business services, is forecasted to grow by 24% and produce 78,000 jobs by 2020.
- Professional business services which include legal, accounting, and advertising are forecasted to grow by 51% and produce 91,000 new jobs by 2020.

Source: Centre for Spatial Economics, 2009.

Home Workers

Aside from Agriculture, Professional, scientific and technical services has the highest share of workers regularly working from home of any industry. 22% of this industry's workforce worked primarily from home in 2006, while only 7% of Ontario's workforce worked from home.

Source: Statistics Canada, Census Data, 2006.



Workforce Planning Board
of Waterloo Wellington Dufferin

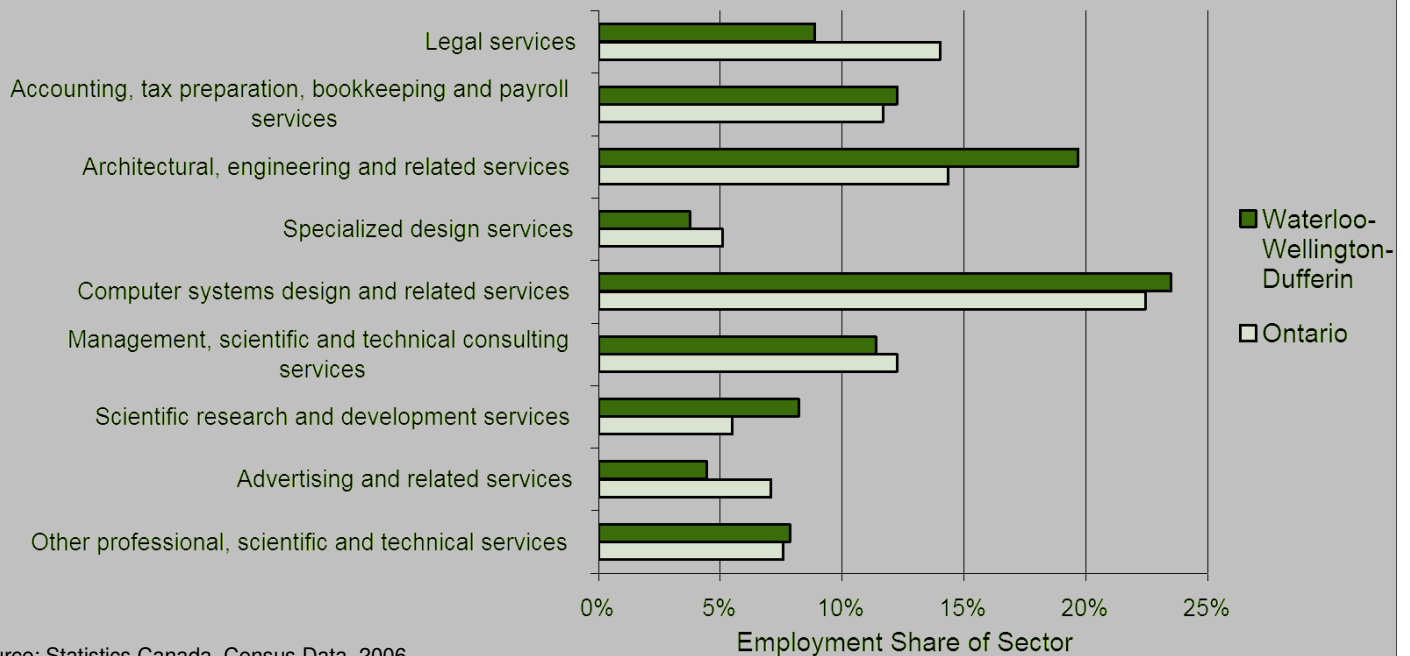
Guiding Today's Workforce for Tomorrow's Workplace

Contact the Workforce Planning Board at:
218 Boida Ave, Unit 5, Ayr, ON, N0B 1E0 519.622.7122
E-mail: info@workforceplanningboard.com
Web: www.workforceplanningboard.com

Created by : **Dane Rice**

Sector Composition

Professional, Scientific and Technical Services Local and Provincial, 2006



Source: Statistics Canada, Census Data, 2006.

In Waterloo, Wellington, and Dufferin Counties, the Professional, scientific and technical services industry employs 6.1% of the workforce, while 7.5% of the provincial workforce is employed in this industry. Compared to the provincial average, the local workforce is more concentrated in architectural and engineering services and less concentrated in legal services.

Prominent Occupations

Professional, Scientific and Technical Services Waterloo-Wellington-Dufferin, 2006

Occupation	Employed
Financial auditors and accountants	1,390
Computer programmers and interactive media developers	1,285
Information systems analysts and consultants	815
Bookkeepers	805
Software engineers and designers	665
Lawyers	635
Senior managers - financial, communications and other business services	570
Professional occupations in business services to management	505
Civil engineers	490
Sales, marketing and advertising managers	485

Though there are 197 occupations working within this industry locally, 35% of the workforce is found within these ten most prominent occupations.

Source: Statistics Canada, Census Data, 2006.

Local Employment

Professional, Scientific and Technical Services Waterloo-Wellington-Dufferin, 2009

	Establishments	Estimated Employment
Waterloo	3,854	16,171
Wellington	1,779	5,358
Dufferin	468	1,071

In this region, sole-proprietorships represent 61% of the establishments and comprise 17% of total employment in this industry. Waterloo has ten large companies in this industry who each employ over 200 workers and combined employ an estimated 18% of the industry's workforce in that region.

Source: Statistics Canada, Business Counts 2009.

**EMPLOYMENT
ONTARIO**

SEE MORE LABOUR MARKET INFORMATION ON THE
WEB AT WWW.WORKFORCEPLANNINGBOARD.COM



Ontario

THE VIEWS EXPRESSED IN THIS DOCUMENT DO NOT NECESSARILY REFLECT THOSE OF
THE GOVERNMENT OF ONTARIO.

Workforce Focus is an original publication of the Elgin, Middlesex, Oxford Local Training Board