

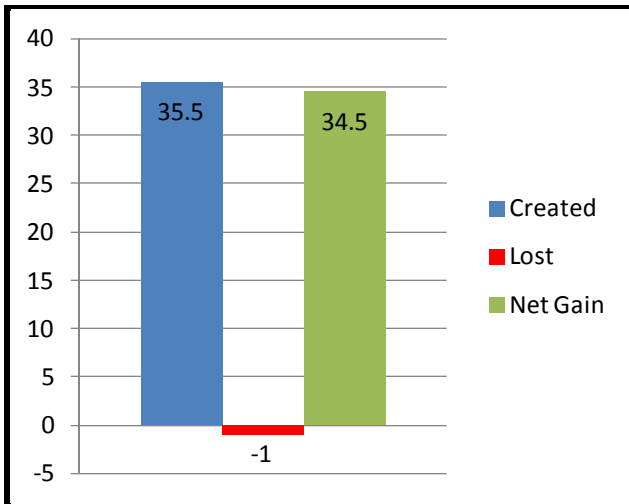


Workforce Planning Board Monthly Local Labour Market Snapshot Employment Stats Covering the Month of December 2011

The Workforce Planning Board thanks the 50 employers who participated in this month's survey regarding their workforce. The next one will be distributed on Tuesday, February 7 and close on Friday, February 10. If you would like to be added to the distribution list, please e-mail to info@workforceplanningboard.com

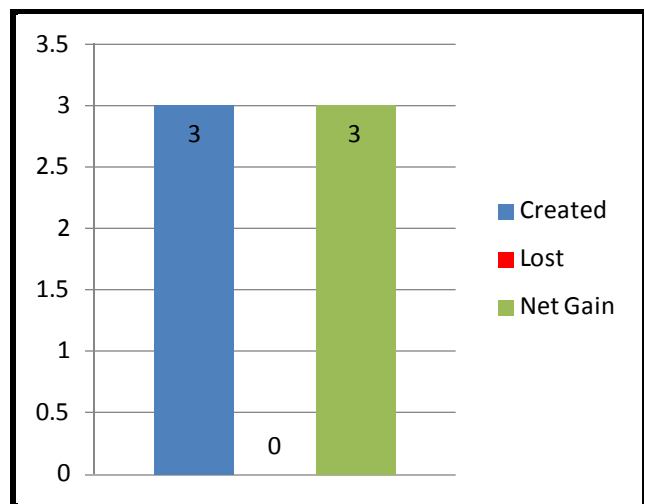
Here are highlights from the survey conducted in January 2012 covering the month of December 2011.

Overall Jobs Gained/Lost



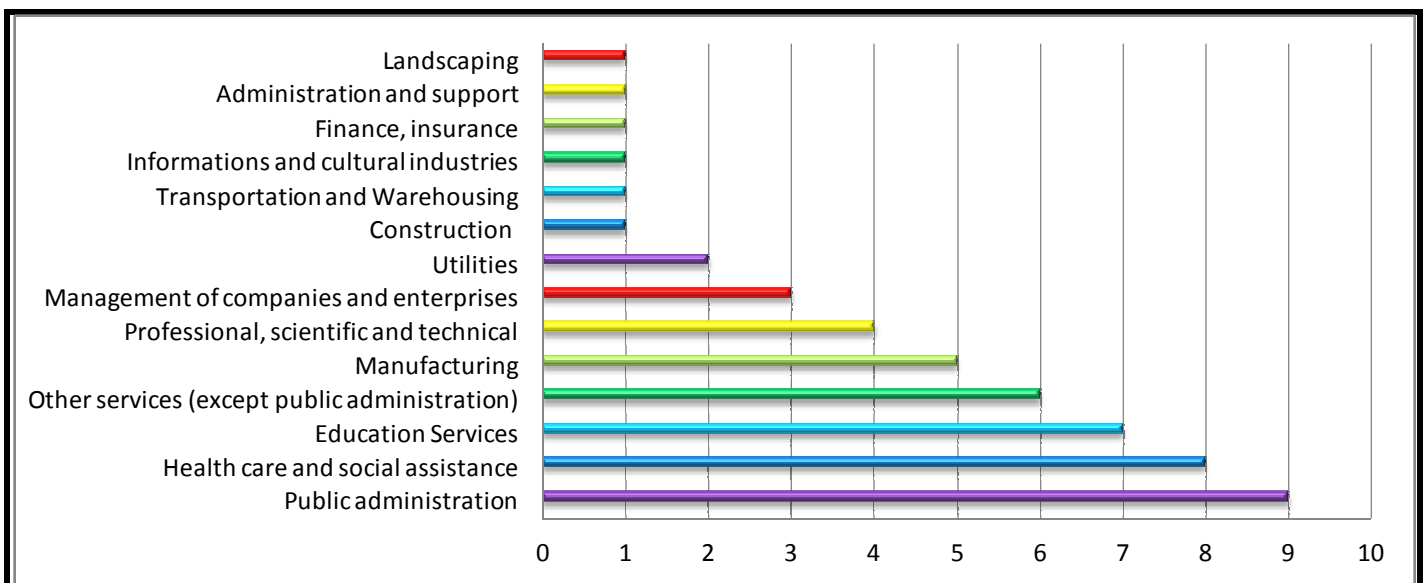
The total number of jobs created, both full and part-time, was 35.5 while the number of jobs lost was 1 for a net gain of 34.5.

Manufacturing Jobs Gained/Lost



The number of manufacturing jobs created, both full and part-time, was 3 with no job losses for a net gain of 3.

The following chart shows the number of companies from each sector who participated in the survey:



The following charts show a sample of the types of occupations added or lost during the month of December. Other Services reported the largest gain of 20 positions while the Health Care & Social Assistance sector also reported a gain of 8 positions:



This sample size is not statistically valid however, is useful for information purposes only.



Workforce Planning Board
of Waterloo Wellington Dufferin

218 Boida Avenue, Unit 5, Ayr, Ontario N0B 1E0
E-mail: info@workforceplanningboard.com

Tel: 519.622.7122 Fax: 519.622.7260
www.workforceplanningboard.com