

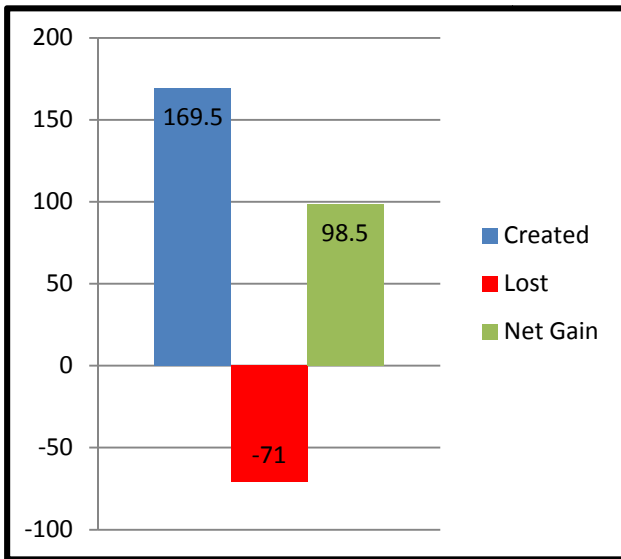


Workforce Planning Board Monthly Local Labour Market Snapshot Employment Stats Covering the Month of November 2011

The Workforce Planning Board thanks the 39 employers who participated in this month's survey regarding their workforce. The next one will be distributed on Tuesday, January 3 and close on Friday, January 6. If you would like to be added to the distribution list, please e-mail to info@workforceplanningboard.com

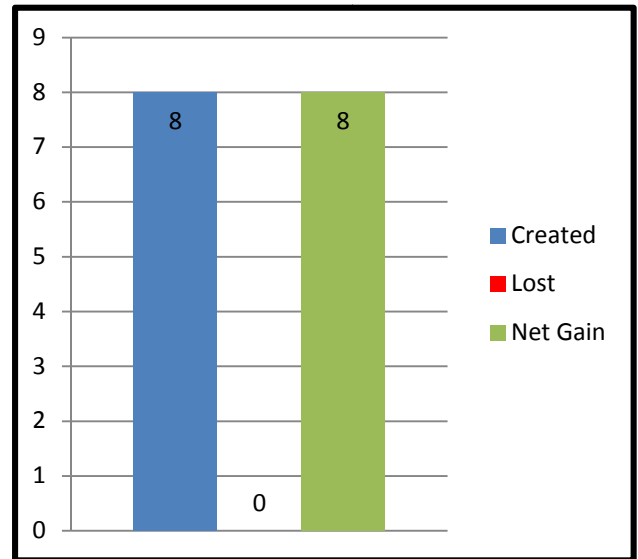
Here are highlights from the survey conducted in December 2011 covering the month of November 2011.

Overall Jobs Gained/Lost



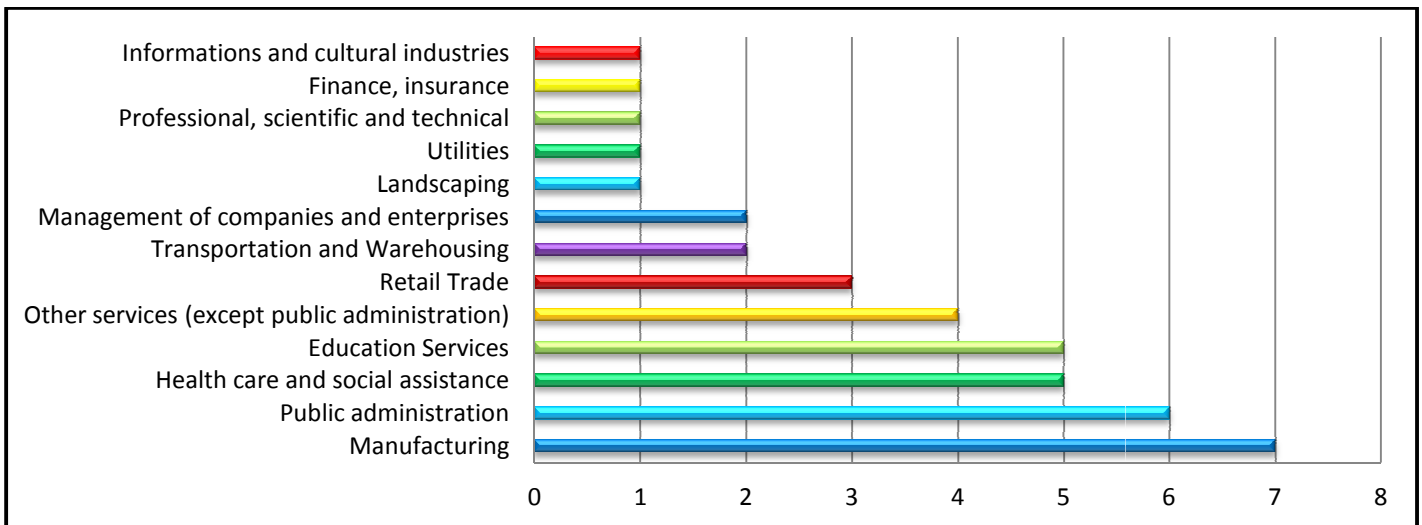
The total number of jobs created, both full and part-time, was 169.5 while the number of jobs lost was 71 for a net gain of 98.5.

Manufacturing Jobs Gained/Lost

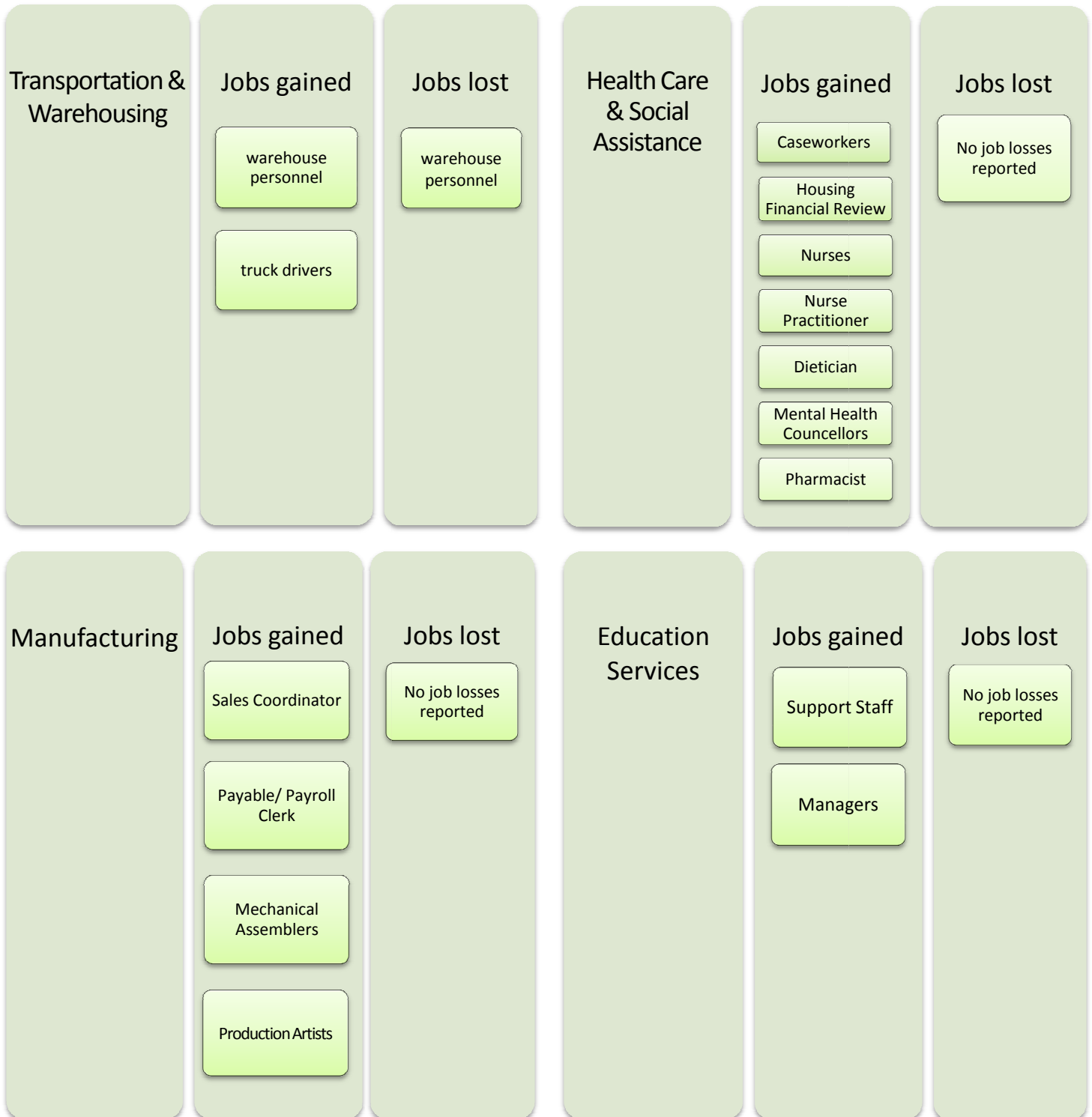


The number of manufacturing jobs created, both full and part-time, was 8 while the number of jobs lost was 0 for a net gain of 8.

The following chart shows the number of companies from each sector who participated in the survey:



The following charts show a sample of the types of occupations added or lost during the month of November. Transportation & Warehousing reported the largest gain of 43 positions while the Health Care & Social Assistance sector also reported a gain of 27 positions:



This sample size is not statistically valid however, is useful for information purposes only.



Workforce Planning Board
of Waterloo Wellington Dufferin

218 Boida Avenue, Unit 5, Ayr, Ontario N0B 1E0
E-mail: info@workforceplanningboard.com

Tel: 519.622.7122 Fax: 519.622.7260
www.workforceplanningboard.com