

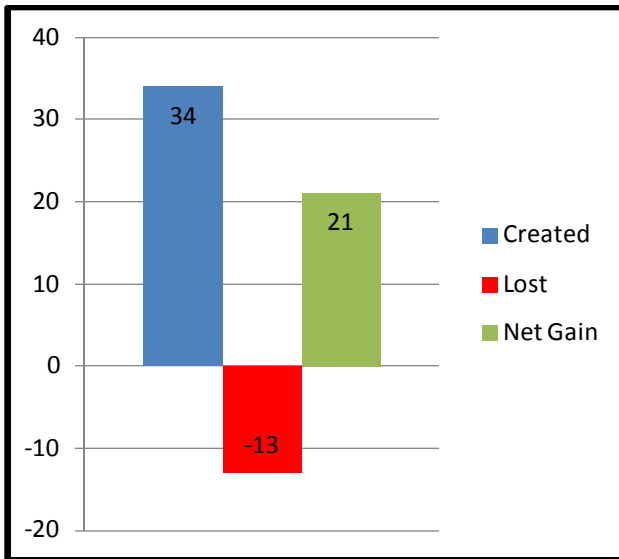


## Workforce Planning Board Monthly Local Labour Market Snapshot Employment Stats Covering the Month of October 2011

The Workforce Planning Board thanks the 41 employers who participated in this month's survey regarding their workforce. The next one will be distributed on Tuesday, December 6 and close on Friday, December 9. If you would like to be added to the distribution list, please e-mail to [info@workforceplanningboard.com](mailto:info@workforceplanningboard.com)

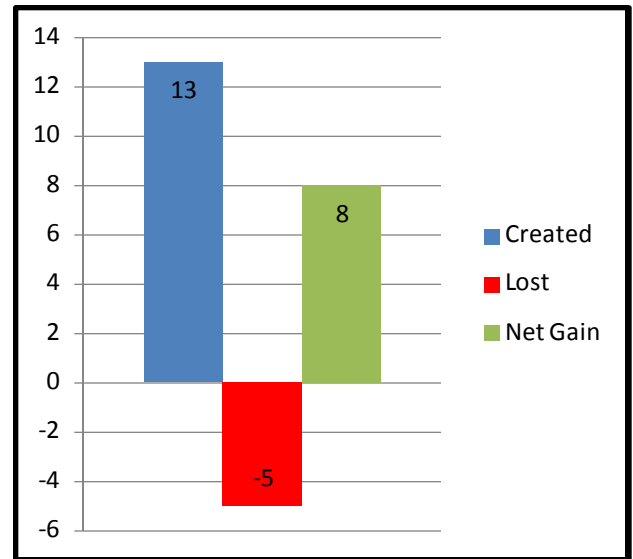
Here are highlights from the survey conducted in November 2011 covering the month of October 2011.

### Overall Jobs Gained/Lost



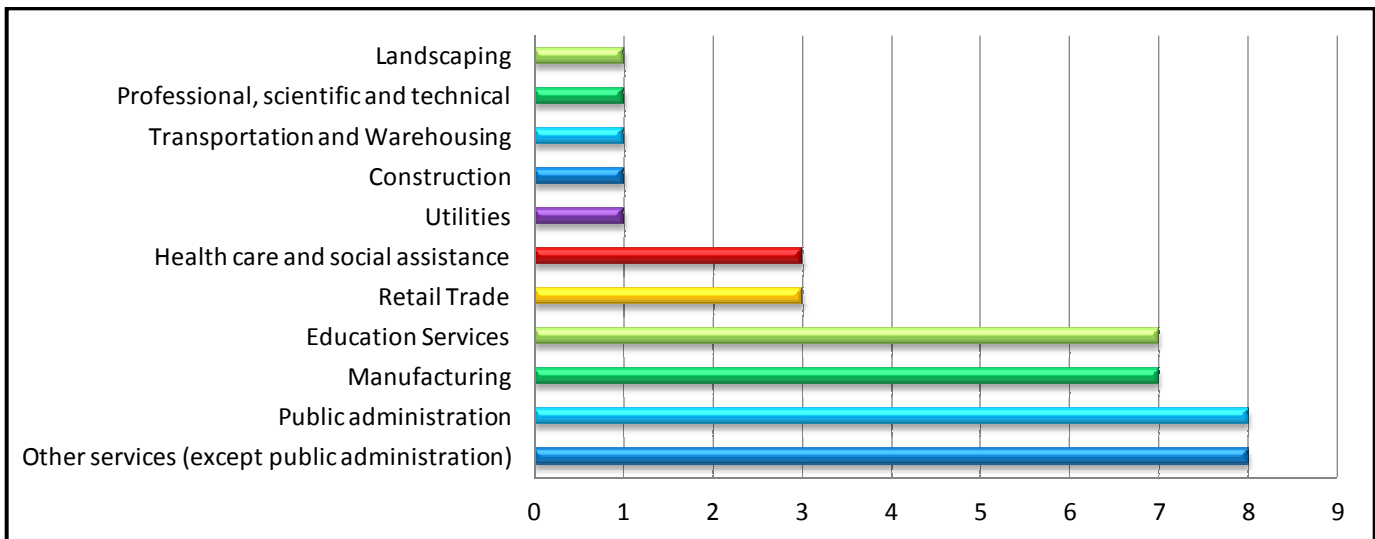
The total number of jobs created, both full and part-time, was 34 while the number of jobs lost was 13 for a net gain of 21.

### Manufacturing Jobs Gained/Lost

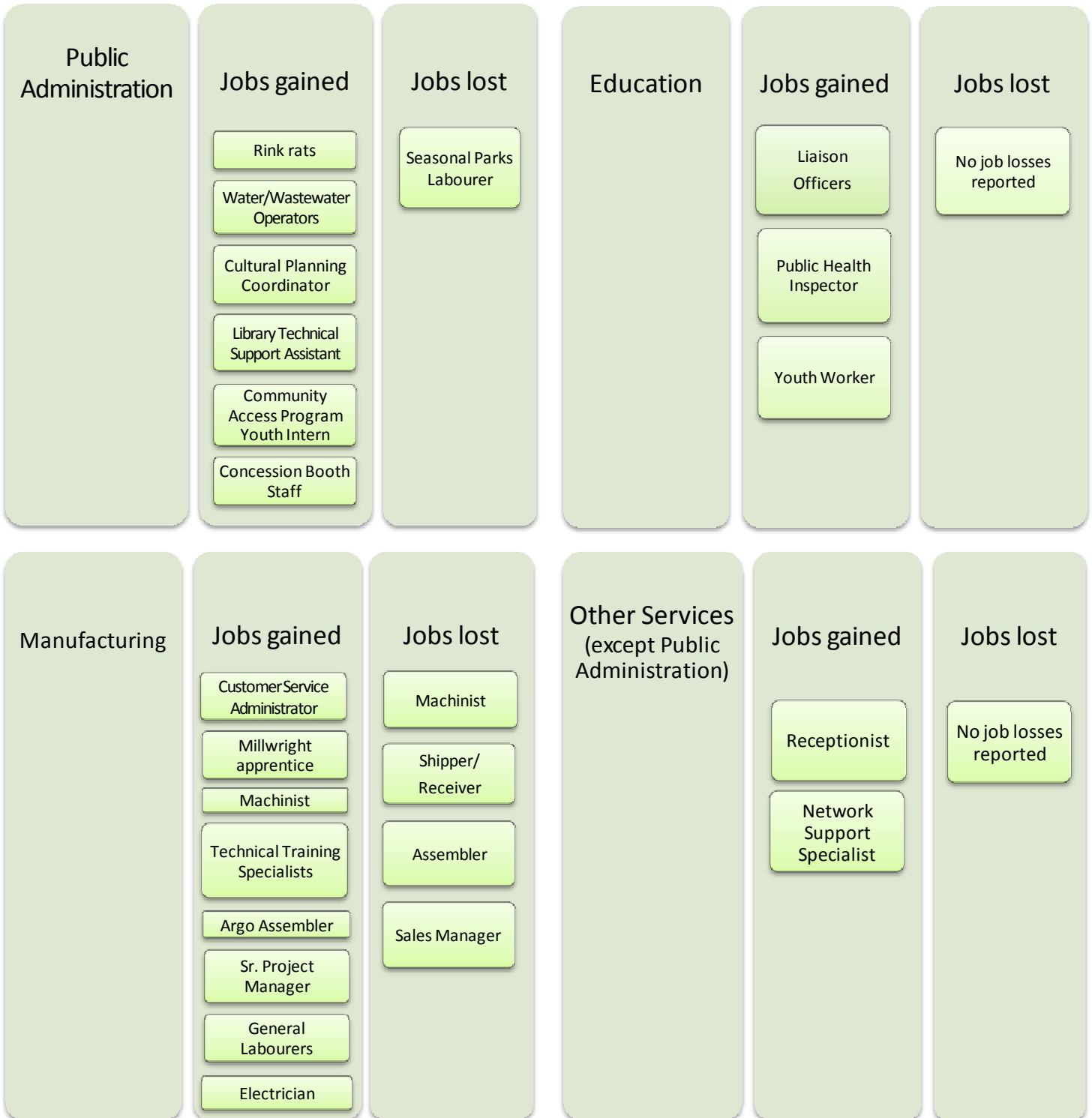


The number of manufacturing jobs created, both full and part-time, was 13 while the number of jobs lost was 5 for a net gain of 8.

The following chart shows the number of companies from each sector who participated in the survey:



The following charts show a sample of the types of occupations added or lost during the month of October by the top 4 sectors. Public Administration reported the largest gain of 13 positions while the Manufacturing sector also reported a gain of 13 positions:



This sample size is not statistically valid however, is useful for information purposes only.



**Workforce Planning Board**  
of Waterloo Wellington Dufferin

218 Boida Avenue, Unit 5, Ayr, Ontario N0B 1E0  
E-mail: [info@workforceplanningboard.com](mailto:info@workforceplanningboard.com)

Tel: 519.622.7122 Fax: 519.622.7260  
[www.workforceplanningboard.com](http://www.workforceplanningboard.com)